

OVAL OPTICAL SCAN
CENTRAL AND PRECINCT COUNT

CHIEF JUDGE QUICK REFERENCE

2020 Elections

PREPARED BY THE OFFICE OF
LAWRENCE DENNEY
SECRETARY OF STATE

Table of Contents

- I. FREQUENTLY ASKED QUESTIONS 1
- II. CHIEF JUDGE CLERK CHECKLIST 7
 - The Day Before Election Day7
 - Before The Polls Open.....7
 - Assignment Of Duties9
 - Watchers & Challengers.....10
 - Throughout The Day.....11
 - Identification Required12
 - General Election & Party Affiliation.....12
 - Presidential Primary Election Ballot Options.....13
 - Primary Election Ballot Options.....13
 - Assistance To The Voter14
 - Receiving And Processing Absentee Ballots.....14
 - Early Pick-Up Of Ballots, If Applicable.....14
 - Closing The Polls15
 - After The Polls Close.....15
 - Dismantle The Voting Booths/Devices.....15
 - Return Of Election Supplies To The County Clerk.....16

I. FREQUENTLY ASKED QUESTIONS

Why does an elector have to designate a party affiliation?

As of July 1, 2011, *Idaho Code* requires an elector to declare a party affiliation. This affiliation will determine the elector's eligibility to vote in a particular party's Primary Election. It does not affect the elector's ability to vote in any other election. Party Affiliation is part of the individual's registration data and is public record.

What are the recognized political parties in Idaho?

The four (4) recognized political parties in Idaho are the Constitution, Democratic, Libertarian and Republican Parties. An elector may affiliate with any one of these parties or may choose to affiliate with no political party (i.e. an unaffiliated voter).

What does "Unaffiliated" mean?

"Unaffiliated" simply means the individual is not associating with any political party.

What if an elector refuses to affiliate with a party?

If an elector refuses to make a party affiliation selection, the elector will automatically be registered as an unaffiliated voter (i.e. a voter with no political party preference). This may limit the elector's participation in the Primary Election to the non-partisan ballot only. However, this will not affect the elector's ability to vote in any other election.

Can an elector change his or her party affiliation?

An elector who has affiliated with one of the four (4) recognized parties may change his or her political party affiliation to another party or become an Unaffiliated voter at any time except between the day after the close of candidate filing (March 13, 2020) and the Primary Election (May 20, 2020). This means that an elector may change their party affiliation from one political party to another on Election Day for the 2020 Presidential Primary Election. If an elector wants to change their affiliation from one party to another on Elections Day, they are required to complete the Idaho Political Party Affiliation Declaration Form.

Electors with no affiliation or those who have registered as an unaffiliated voter may affiliate with one of the four (4) recognized political parties at any time including on Election Day. Electors who are unaffiliated can mark their new party affiliation in the poll book and are not required to complete the Idaho Political Party Affiliation Declaration Form.

After affiliating and voting in the Presidential Primary, if a voter wants to change their affiliation prior to the Primary Election in May, the voter must complete the Idaho Political Party Affiliation Declaration Form and submit it to the County Clerk's Office prior to March 13, 2020. Otherwise their party affiliation will remain as selected at the Presidential Primary Election.

Is a photo ID required at every election?


Yes, *Idaho Code* requires each elector to either show an acceptable photo ID or sign a Personal Identification Affidavit prior to voting at any election. ([34-1106, Idaho Code](#))

Acceptable forms of ID are:

1. An Idaho driver's license or identification card
2. A U.S. passport or Federal photo identification card
3. A tribal photo identification card
4. A current student photo ID, issued by an Idaho high school or post-secondary educational institution
5. A concealed weapons license issued by a County Sheriff in Idaho under sections [18-3302](#) and [18-3302K, Idaho Code](#).

What if an individual does not have one of the acceptable forms of identification?

An elector must either show an acceptable photo ID (see *Acceptable forms of ID* on page 2) or sign the Personal Identification Affidavit prior to voting. If an individual does not have one of the acceptable photo ID's, the individual must complete and sign the Personal Identification Affidavit prior to being issued the appropriate ballot(s). No elector is to be turned away or not allowed to vote for not having one of the acceptable forms of identification as long as the elector signs the Personal Identification Affidavit. Every elector that appears to vote should be allowed to vote unless they do not meet the legal qualifications. If the elector signs the Personal Identification Affidavit in lieu of showing acceptable photo identification, the Poll Book Clerk will make the notation "**Affidavit**" in the remarks column to the right of the elector's signature. ([34-1113, I.C.](#))

11	SMITH, ZENA 234 E COSMIC ST, ANYTOWN	<table border="1"><tr><td>C</td><td><input checked="" type="checkbox"/></td><td>L</td></tr><tr><td>R</td><td><input type="checkbox"/></td><td>U</td></tr></table>	C	<input checked="" type="checkbox"/>	L	R	<input type="checkbox"/>	U	Zena Smith	84	<table border="1"><tr><td><input checked="" type="checkbox"/></td><td>R</td></tr><tr><td><input type="checkbox"/></td><td>N</td></tr></table>	<input checked="" type="checkbox"/>	R	<input type="checkbox"/>	N	<input checked="" type="checkbox"/>	 010426978	Affidavit
C	<input checked="" type="checkbox"/>	L																
R	<input type="checkbox"/>	U																
<input checked="" type="checkbox"/>	R																	
<input type="checkbox"/>	N																	

What are the roles of the designated poll watchers and challengers?


Watchers and challengers are people authorized by the County Clerk to be present at the polls on Election Day. Watchers are appointed by a candidate or candidates while challengers are appointed by the political parties. During an election with a ballot question, the County Clerk may allow an individual in favor of the measure and one individual against the measure to challenge voters and to observe the conduct of the election. These authorized individuals shall wear a visible name tag which includes their respective title.

Individuals authorized to serve as watchers may watch the conduct of the election at the polls and the counting of votes. While watching the counting of the votes, they are not allowed to absent themselves except for brief breaks until the polls are closed so that results are not released prior to the close of the polls throughout the state. Individuals authorized to serve as challengers may challenge electors' registration as they offer to vote. ([34-304, I.C.](#)) Challengers are not appointed to challenge the voting process or the activity at the polling place. They are only there to challenge electors' registrations.

Watchers and challengers are not to interfere with the electors or the voting process. If you feel that a watcher or challenger is interfering with the duties of the Election Board or the voting process, contact your County Clerk's Election Office or courteously point out what their role as a watcher or challenger is.

Who can challenge an entry in the Election Record and Poll Book?

Besides the Election Board and the persons authorized by the County Clerk to serve as challengers, any registered elector may challenge the entry of an elector's name as it appears in the Poll Book. Such a challenge will be noted in the remarks column following the elector's name stating the reason, such as "**died**," "**moved**," or "**incorrect address**." The individual (i.e. designated challenger, elector or Election Clerk) making the challenge shall sign his name following the entry. (34-431, I.C.)


2	SMITH, CLARENCE 234 E COSMIC ST, ANYTOWN	<table border="1"><tr><td>C</td><td>D</td><td>L</td></tr><tr><td>R</td><td><input checked="" type="checkbox"/></td><td></td></tr></table>	C	D	L	R	<input checked="" type="checkbox"/>		<i>C. Smith</i>	110	<table border="1"><tr><td>D</td><td>R</td></tr><tr><td><input checked="" type="checkbox"/></td><td></td></tr></table>	D	R	<input checked="" type="checkbox"/>		<input checked="" type="checkbox"/>	 010426969	Sworn <i>moved - 11/10/11 (Smith) [Signature]</i>
C	D	L																
R	<input checked="" type="checkbox"/>																	
D	R																	
<input checked="" type="checkbox"/>																		

When is the Oath of Challenged Person (E-7) tendered?

If an elector's name as it appears in the Poll Book has been challenged with a challenged notation and the elector appears to vote, one of the Election Clerks must declare the qualifications of an elector to such person. If the person declares himself duly qualified and the challenge is not withdrawn, the Election Clerk shall tender him the Oath of a Challenged Person (E-7). No challenged elector shall have the right to vote until he has subscribed to the Oath of a Challenged Person. (34-1111, I.C.)

Does the challenged elector need to sign the Poll Book after having subscribed to the Oath of a Challenged Person?


Yes, the elector must sign the Poll Book in the Signature of Voter Column to the right of their name. The Poll Book Clerk enters the word "**sworn**" following such elector's name and signature in the Remarks Column of the Poll Book. (34-1106(2), I.C.)

2	SMITH, CLARENCE 234 E COSMIC ST, ANYTOWN	<table border="1"><tr><td>C</td><td>D</td><td>L</td></tr><tr><td>R</td><td><input checked="" type="checkbox"/></td><td></td></tr></table>	C	D	L	R	<input checked="" type="checkbox"/>		<i>C. Smith</i>	110	<table border="1"><tr><td>D</td><td>R</td></tr><tr><td><input checked="" type="checkbox"/></td><td></td></tr></table>	D	R	<input checked="" type="checkbox"/>		<input checked="" type="checkbox"/>	 010426969	Sworn <i>moved - 11/10/11 (Smith) [Signature]</i>
C	D	L																
R	<input checked="" type="checkbox"/>																	
D	R																	
<input checked="" type="checkbox"/>																		

What if an elector, because of physical disability, cannot enter the polling place?

Such elector may be issued the appropriate ballot(s) outside the polling place by one of the Election Clerks. The elector will have someone inform the Election Clerks that they are there to vote curbside. An Election Clerk will take the elector the Poll Book or Poll Book page with the individuals' name on it along with the appropriate ballot(s) and secrecy sleeve, if required. The elector will sign the Poll Book and show acceptable photo ID (see *Acceptable forms of ID* on page 2) or sign the Personal Identification Affidavit.

Then in the presence of the Election Clerk but in a secret manner, the elector will mark and return the ballot(s) to the Election Clerk. The Election Clerk will then return the voted ballot(s) to the Receiving Clerk where the ballot(s) will be recorded as being voted and deposited into the voted ballot box. Whenever an elector receives assistance in this manner, a Clerk shall make a notation of "**assistance**" in the Poll Book following the name of the elector.

10	SMITH, STAN 354 N MONTANA DR, ANYTOWN	<table border="1"><tr><td>C</td><td>D</td><td>L</td></tr><tr><td><input checked="" type="checkbox"/></td><td><input checked="" type="checkbox"/></td><td></td></tr></table>	C	D	L	<input checked="" type="checkbox"/>	<input checked="" type="checkbox"/>		<i>Stan Smith</i>	68 63	<table border="1"><tr><td>D</td><td><input checked="" type="checkbox"/></td></tr><tr><td>N</td><td></td></tr></table>	D	<input checked="" type="checkbox"/>	N		<input checked="" type="checkbox"/>	 010426977	Assistance Spotted Ballot Another Issued
C	D	L																
<input checked="" type="checkbox"/>	<input checked="" type="checkbox"/>																	
D	<input checked="" type="checkbox"/>																	
N																		


What if an elector is unable to record his vote personally?

Any elector who, because of blindness, physical disability or other disability is unable to mark the ballot(s) may vote independently by using the Ballot Marking Device or may receive assistance from one of the Election Clerks or by any individual of their choosing.

If the elector chooses to vote independently by using the Ballot Marking Device, the Ballot Marking Device should be demonstrated. This unit will either mark an oval ballot or ballot card or print a ballot after the elector has made his selections on the touch screen, Braille keypad, or with a puff and sip device. The Ballot Marking Device also has an audio ballot available for use by those who are visually impaired.

If the elector chooses to receive assistance from an Election Clerk or an individual of their choosing, such individual shall ascertain the wishes of the elector and mark the ballot accordingly. The individual giving assistance shall thereafter give no information regarding such marking. Whenever an elector receives assistance in this manner, the Poll Book Clerk shall make the notation of “**assistance**” in the Poll Book following the name of the elector. (34-1108(2) and 34-2427(2), I.C.)

IMPORTANT: The choice of voting with or without assistance shall be left to the elector.

10	SMITH, STAN 354 N MONTANA DR, ANYTOWN	<table border="1"><tr><td>C</td><td>D</td><td>L</td></tr><tr><td><input checked="" type="checkbox"/></td><td><input checked="" type="checkbox"/></td><td><input type="checkbox"/></td></tr></table>	C	D	L	<input checked="" type="checkbox"/>	<input checked="" type="checkbox"/>	<input type="checkbox"/>	<i>Stan Smith</i>	68 63	<table border="1"><tr><td>D</td><td><input checked="" type="checkbox"/></td></tr><tr><td>N</td><td><input type="checkbox"/></td></tr></table>	D	<input checked="" type="checkbox"/>	N	<input type="checkbox"/>	<input checked="" type="checkbox"/>	 010426977	Assistance Spotted Ballot Another Issued
C	D	L																
<input checked="" type="checkbox"/>	<input checked="" type="checkbox"/>	<input type="checkbox"/>																
D	<input checked="" type="checkbox"/>																	
N	<input type="checkbox"/>																	

Can we post or display the list of write-in candidates, if there are any?

No, the list of Write-In candidates is not to be posted or displayed within the polling place. Doing so may be construed as Electioneering, which is prohibited by Idaho Law.

What if an elector asks if there is a write-in candidate for a specific office?

If an elector asks if there is a write-in candidate for a specific office or race, you may give the elector the name of the write-in candidate that the elector is requesting.

What if there is a vacancy on the Election Board?

In the absence of a Chief Judge, the County Clerk will designate a new Chief Judge.

In the absence of an Election Clerk, the Chief Judge should designate a qualified replacement. If Election Clerks were assigned based on their political party, the replacement should be of the same political party.

Any person thus designated to fill a vacancy must take and subscribe to the Oath of Office for Members of the Election Board on the front cover of the Poll Book.

Can political signs be posted on or around the polling place?

No person shall do any electioneering or circulate petitions on Election Day within any polling place, or any building in which an election is being held, or within one hundred (100) feet thereof. For specific prohibited activities, refer to the Election Laws book under Title 18, Chapter 23. (18-2318, I.C.)

What do we do if there is a disturbance within the voting area?

The Election Clerks may appoint some capable person to act as an Election Constable. He shall allow no one within the voting area, except those who go to vote and shall allow but one (1) elector in a compartment at one (1) time unless the elector has requested assistance. The Constable is to see that the election is conducted in an orderly manner. Notify the County Clerk's Election Office of any disturbances within the polling place. You may also contact the local police department or sheriff's office, if necessary. (34-1105, I.C.)

Once the ballot is in the ballot box, can it be removed?

No, once a ballot is placed in the ballot box, it is considered voted and cannot be retrieved for any reason. The ballot box shall only be opened at the end of the Election Day when prepping for transport to the County Clerk's Office, unless duplicate boxes are being used for counting purposes.

What if the Ballot Marking Device becomes defective?

If a unit does not operate properly at the polls, Election Clerks are to follow the troubleshooting checklist provided by the vendor and document the troubleshooting procedure. Documentation is essential to correctly identify and explain problems. Call the County Clerk's Election Office immediately to notify them of any issue with the unit regardless of whether following the troubleshooting checklist corrected the issue or not. If after following the troubleshooting checklist, the unit still does not function as it should, turn the unit off but left in place until a county worker or vendor representative, wearing identification as an Election Clerk, can repair or replace the unit.

II. CHIEF JUDGE CLERK CHECKLIST

REMEMBER:

ON ELECTION DAY, **YOU** ARE IN CHARGE OF THE POLLING PLACE.

If you have a Polling Place problem or have any questions, call the County Clerk's Elections Office at: _____

THE DAY BEFORE ELECTION DAY

1. The election supplies will either be delivered to the polling place by the County Clerk or a designee or will have been picked up by the Chief Judge of the precinct on or before the opening of the polls for the election. The official ballots, the official stamp and ink pad will be delivered in sealed packages. (34-910, I.C.)
2. Immediately upon receipt of the ballots and supplies, the Chief Judge and County Clerk or designee will sign the Receipt for Supplies (E-8) for such supplies. The Chief Judge and County Clerk or designee will each keep a copy of the signed receipt. (34-910, I.C.)

BEFORE THE POLLS OPEN

1. Open and carefully check the election supplies. For a complete list of supplies, see the Procedural Manual for Judges and Clerks of Election.
 - a. Contact the County Clerk's Election Office immediately if a shortage exists or if there is a question regarding the contents.

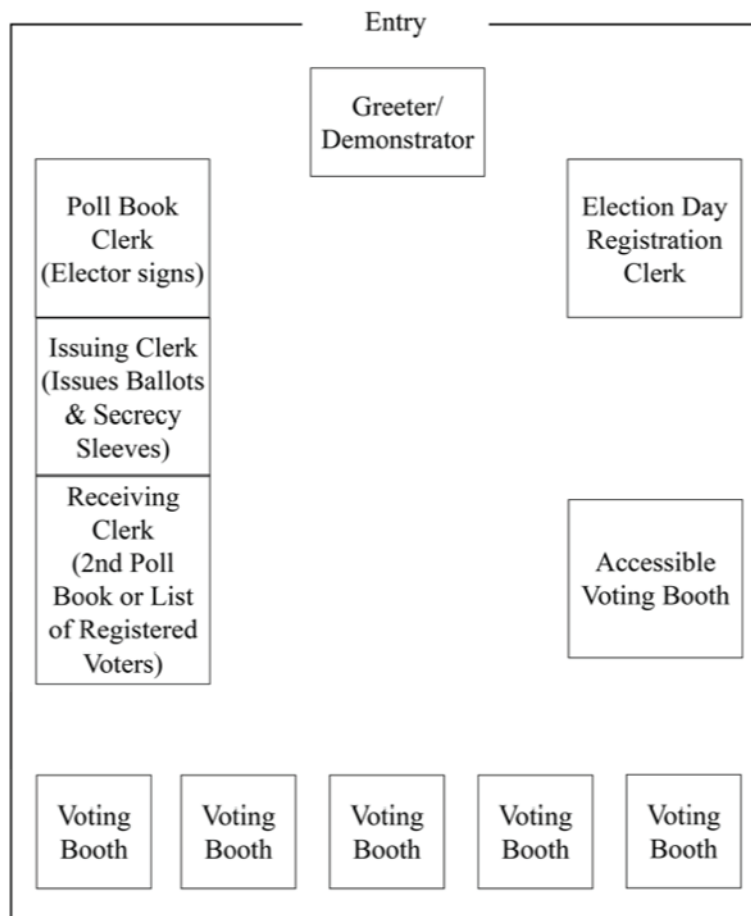
IMPORTANT: Do **NOT** open the sealed packages containing the Official Ballots, Official Election Stamp and ink pad until the first elector arrives to vote. These are to be opened in front of bystanders.

2. List of supplies:
 - a. Chief Judge Quick Reference
 - b. Receipt for Election Supplies (E-8)
 - c. Procedural Manual for Judges and Clerks of Election - 2020 Primary Election
 - 1) Oval Optical - Central Count (E-12-OS-OC-PRI)
 - d. Idaho Election Laws Book
 - e. Disability Etiquette Brochure

-
- f. Poll Book and Tally Return Envelope (EE-1)
 - 1) You should have two of these envelopes.
 - g. Supplies Returning Envelope (EE-2)
 - h. Vote Here Sign (E-5)
 - i. Sample Ballots
 - j. Oval Ballot Voting Instructions Placard
 - k. Party Affiliation Information Placard (E-42)
 - l. Voter's Rights Placard (EP-11)
 - m. Mail-In Registrants Placard (E-10)
 - n. Write-In Candidate List, if any (see the *Frequently Asked Questions* regarding the Write-In Candidate List and responding to questions regarding Write-In Candidates on page 4).
 - o. Oath of a Challenged Person (E-7)
 - p. Transport Carrier Control Log (EP-20P), if applicable
 - q. Receipt for Early Pick-Up (EP-100P), if applicable
 - r. Name tags for Watchers and/or Challengers, if applicable
 - s. Ballot Transfer Case, if applicable
3. Swear in the election workers and sign as a witness to the worker's signatures on the front cover of the Election Record and Poll Book in the upper left-hand corner.

**IMPORTANT: POLL WORKERS MUST BE NON-PARTISAN WHILE WORKING THE POLLS.
DO NOT DISCUSS POLITICS OR ISSUES AMONG YOURSELVES OR WITH VOTERS!**

- 4. Post the VOTE HERE SIGN (E-5) in a visible location such as a window or on the exterior of the polling place building. Use a marker to enter the county, precinct and time on the sign for your polling place.
- 5. Post Sample Ballot(s), Mail-in Registrants (E-10) and Voter's Rights (EP-11) placards in the polling place and Precinct map, if applicable. Also, post the Oval Ballot Voting Instructions Placard (E-30-OS) in each voting booth.
- 6. Post the Election Day Registration placard (EDR-4) and the Register to Vote Here placard (EDR-5) on or close to the registration table.
- 7. Post the Party Affiliation Information placard (E-40) and the Primary Election Ballot Options placard (E-41) in the polling place where voters may see them before they reach the Poll Book Clerk.
- 8. Arrange the polling place with the ballot box(es), booths and Ballot Marking Device in view of the Election Clerks present.
 - a. Set up the Ballot Marking Device in a location within the polling place where a wheelchair has clear access to the booth but the screen is shielded from view by other voters. Also, be sure to have a chair on hand for use by electors needing one while using the device.



IMPORTANT: Add one voting booth on a table for accessibility.

ASSIGNMENT OF DUTIES

1. It is suggested that specific duties be assigned within the following framework:
 - a. One (1) Clerk to be the Greeter.
 - 1) This individual should greet electors as they appear at the polling place, give electors a demonstration on how to vote the ballot(s) or use the Ballot Marking Device, direct electors to either the registration table or the Poll Book Clerk depending upon whether they are registered or not, remind electors that they need to have their photo identification ready to show to the Poll Book Clerk, hand out the Personal Identification Affidavit to voters who do not have their photo ID and answer questions.
 - b. One (1) Clerk to be the Registration Clerk.
 - 1) This individual registers electors prior to appearing before the Poll Book Clerk. The clerk determines the elector's correct precinct and polling place, determines the elector's registration eligibility, instructs the elector on correctly completing the Election Day Registration Card, verifies that the card is complete, reviews the elector's photo identification and proof of residency then stamps the completed card with the "Residence Verified" and directs the elector to the Poll Book Clerk.

-
-
- c. One (1) Clerk to be the Poll Book Clerk. Where the Poll Book (E-2A & E-2B) is divided into alphabetical divisions, a Clerk should be assigned to each division. This means that you may have more than one Election Clerk assigned to this duty.
 - 1) This individual locates the elector's name in the Poll Book or if the elector is registering, adds the elector to the Poll Book, verifies the elector's photo identification or has the elector sign the Personal Identification Affidavit, determines the ballot(s) the elector is to receive, records that the elector is voting, has the elector sign the Poll Book and directs the voter to the Issuing Clerk.
 - d. One (1) Clerk to be the Issuing Clerk.
 - 1) This individual issues the elector the correct ballot(s) by stamping the ballot(s) with the Official Ballot Stamp, gives the elector instructions on properly voting the ballot and how to prepare the ballot(s) for return to the Receiving Clerk then directs the elector to an open voting booth or Ballot Marking Device.
 - e. One (1) Clerk to be the Receiving Clerk.
 - 1) This individual is responsible for either the additional copy of the Poll Book or the List of Registered Voters, instructing voters on how to deposit the voted ballot(s) or depositing the voted ballot(s) in the ballot box(es), marking that the elector has voted in either the additional copy of the Poll Book or a List of Registered Voters and announcing the electors name and that the individual has voted for all to hear.
 - 2) One (1) Clerk to be stationed at the ballot box(es).
 - f. One (1) Clerk to explain and answer questions on how the Closed Primary works with Party Affiliation.
 - 1) It is suggested that individuals rotate to this position throughout the day. However, the individual in this position must fully understand the Closed Primary and Party Registration.

NOTE: The above duties may be combined or altered to correspond with the personnel available and the needs of the polling place. These descriptions are only a brief description and may not encompass all of the responsibilities. The County Clerk's Elections Staff may give you more specific job assignments, which should be followed.

WATCHERS & CHALLENGERS

- 1. Individuals authorized by the County Clerk as watchers and/or challengers are to be permitted to be present at the polls.
 - a. The elections office will furnish each precinct with a list of authorized watchers and/or challengers, if applicable.
 - 1) Challengers are appointed by the Political Parties.
 - b. No person will be allowed at the polls serving as a watcher or challenger unless their name appears on the list supplied by the County Clerk. (34-304, I.C.)
 - c. Such individuals should be positioned so that the normal voting process will not be disrupted but can still watch the activity and hear the Receiving Clerk's announcements.

-
-
- d. Such individuals are to wear a visible name tag with their respective title printed on it. These name tags are supplied by the County Clerk's Election Office.
 - e. If the individual interferes with the duties of the Election Board, contact your County Clerk's Election Office or courteously point out what their role as a watcher or challenger is. For a description of their role, see the questions regarding *Watchers and Challengers* (on page 2) under *Frequently Asked Questions*.

THROUGHOUT THE DAY

1. At 8:00 a.m., announce the polls are open. The County Clerk may open all of the polling places in the County at 7:00 a.m.
2. The Chief Judge shall make a proclamation of the same. (34-1101, I.C.)
3. In the presence of bystanders, the Chief Judge and Issuing Clerk will break the sealed packages containing the Official Ballots, the Official Election Stamp and ink pad. (34-1103, I.C.)

NOTE: The other election supplies should be opened and prepared prior to electors arriving at the polls.

4. Receive the Ballot Box keys or seals from the Receiving Clerk. Keep these in your possession at all times.

IMPORTANT: You must also keep the Ballot Marking Device Keys in your possession at all times.

5. Prior to voting, instructions and a demonstration on how to vote the Oval Ballot should be given to all electors and the ballot marking device to those who wish to use it. For a sample demonstration script, see the Procedural Manual or the Greeter Quick Reference.
6. Voting booths must be inspected as frequently as feasible to make certain that no sample ballot, literature, flyers, stickers, etc. are left in them after an elector votes the ballot. Any material must be removed from the voting booth.

NOTE: If any elector, after beginning to vote, asks for information regarding the marking of a ballot, the Election Clerks will give the elector any necessary information, instruction or assistance. (34-2427, I.C.)

IMPORTANT: An elector may ask for assistance with the Ballot Marking Device after beginning to vote. An Election Clerk may give any needed instruction or assistance.

7. Electors are allowed to deposit their ballot(s) into the ballot box(es). Step by step instructions appear in the Procedural Manual and the Receiving Clerk Quick Reference.

IDENTIFICATION REQUIRED

1. Every elector must either show one of the acceptable Photo ID's or sign the Personal Identification Affidavit. (34-1113 and 34-1114, Idaho Code)
 - a. Acceptable forms of ID are:
 - 1) An Idaho driver's license or identification card
 - 2) A U.S. passport or Federal photo identification card
 - 3) A tribal photo identification card
 - 4) A current student photo ID, issued by an Idaho high school or post-secondary educational institution
 - 5) A concealed weapons license issued by a County Sheriff in Idaho under sections 18-3302 and 18-3302K, Idaho Code.
 - b. If an elector does not have one of the above forms of acceptable ID, they should be given the Personal Identification Affidavit to sign in lieu of showing photo ID.

NOTE: An elector should not be denied their right to vote because they do not have one of the acceptable forms of identification. They should be given the Personal Identification Affidavit to complete unless there is the notation "Registered by Mail - ID Required" in the poll book next to their name. If the elector has the notation "Registered by Mail - ID Required," the elector is not allowed to sign the Personal Identification Affidavit and must show identification, as required by Federal Law. The voter may show any photo ID and proof of residence that is acceptable for Election Day Registration.

2. An ID listed above is acceptable if the photo matches the individual and the name on the ID matches the name listed in the Poll Book.

NOTE: Common abbreviations and nicknames are acceptable. However, a name change requires the voter to re-register.

GENERAL ELECTION & PARTY AFFILIATION

Although an elector must affiliate with one of the 4 recognized political parties or designate themselves as "**unaffiliated**" when registering, Party Affiliation only applies to a Primary Election and limits the elector's ballot options in a Primary Election. This does not limit the elector's voting in any other election.

1. For the Presidential Primary, proceed to *Presidential Primary Election Ballot Options* (on page 13)
2. For the Primary Election, proceed to *Primary Election Ballot Options* (on page 13)
3. For the General Election, proceed to *Assistance to the Voter* (on page 14)

PRESIDENTIAL PRIMARY ELECTION BALLOT OPTIONS

IMPORTANT: The Democratic Party's Presidential Primary will be open to electors affiliated with the Democratic party and "unaffiliated" electors only. The Republican Party's Presidential Primary will be open to only those affiliated with the Republican Party. The Constitution Party's Primary Election will be open to those affiliated with the Constitution Party and "unaffiliated" electors.

1. Ballot Selection Options: The elector's ballot options are based on the party affiliation they selected and are outlined below. If there is any question as to the elector's options, contact the County Clerk's Elections Office for assistance.
 - a. Constitution Party or "unaffiliated" electors may select to vote one of the following options:
 - 1) Constitution Party Ballot with a Non-Partisan Ballot
 - 2) Only the Non-Partisan Ballot
 - b. Democratic Party or "unaffiliated" electors may select to vote one of the following options:
 - 1) Democratic Party Ballot with a Non-Partisan Ballot
 - 2) Only the Non-Partisan Ballot
 - c. Libertarian Party electors may select to vote the following option:
 - 1) Only the Non-Partisan Ballot
 - d. Republican Party electors may select to vote one of the following options:
 - 1) Republican Party Ballot with a Non-Partisan Ballot
 - 2) Only the Non-Partisan Ballot

PRIMARY ELECTION BALLOT OPTIONS

IMPORTANT: The Democratic Party's Primary will be open to electors affiliated with any party including "unaffiliated" electors. The Republican Party's Presidential Primary will be open to only those affiliated with the Republican Party. The Constitution Party's Primary Election will be open to those affiliated with the Constitution Party and "unaffiliated" electors.

1. Ballot Selection Options: The elector's ballot options are based on the party affiliation they selected and are outlined below. If there is any question as to the elector's options, contact the County Clerk's Elections Office for assistance.
 - a. Constitution Party or "unaffiliated" electors may select to vote one of the following options:
 - 1) Constitution Party Ballot with a Non-Partisan Ballot
 - 2) Democratic Party Ballot with a Non-Partisan Ballot
 - 3) Only the Non-Partisan Ballot

-
- b. Democratic Party or “unaffiliated” electors may select to vote one of the following options:
 - 1) Democratic Party Ballot with a Non-Partisan Ballot
 - 2) Only the Non-Partisan Ballot
 - c. Libertarian Party electors may select to vote the following option:
 - 1) Libertarian Party Ballot with a Non-Partisan Ballot
 - 2) Democratic Party Ballot with a Non-Partisan Ballot
 - 3) Only the Non-Partisan Ballot
 - d. Republican Party electors may select to vote one of the following options:
 - 1) Republican Party Ballot with a Non-Partisan Ballot
 - 2) Democratic Party Ballot with a Non-Partisan Ballot
 - 3) Only the Non-Partisan Ballot

IMPORTANT: If the Non-Partisan Judicial candidates or questions do not appear on the partisan ballots (i.e. Democratic or Republican Party ballots), you need to also issue the elector the Non-Partisan Ballot. If this is the case, be sure to mark both the partisan checkbox and non-partisan checkbox on the poll book for the voter. This will assist at the end of the night when you are completing the Ballot Accounting Page.

ASSISTANCE TO THE VOTER

Whether an elector chooses to vote the Oval Ballot without assistance or use one of the following options for assistance when voting, the decision is left to the elector. Although the Ballot Marking Device is available in every polling place, an elector may still request assistance from another person or utilize curbside voting. All electors have the following options for assistance when voting: Using the Ballot Marking Device, Receiving Assistance from Another Person, or Curbside Voting.

RECEIVING AND PROCESSING ABSENTEE BALLOTS

If you receive absentee ballots during the day, please refer to the Procedural Manual for Judges and Clerks of Election for detailed instructions on how to receive, record and deposit the absentee ballots.

An absentee ballot may be challenged in the same manner as other votes are challenged. Refer to the Procedural Manual for Judges and Clerks of Election for detailed instructions regarding how to challenge absentee ballots at the polls.

EARLY PICK-UP OF BALLOTS, IF APPLICABLE

Sometime during the late afternoon on Election Day, you may be directed by the County Clerk to prepare the voted ballots for an early pick-up. If this is the case, refer to the Procedural Manual for Judges and Clerks of Election for detailed instructions on how to prepare and account for the ballots being transferred to the County Clerk’s Elections Office.

CLOSING THE POLLS

1. Thirty (30) minutes prior to the closing of the polls, one of the Election Clerks will make a proclamation of the same. (34-1101(2), I.C.)
2. Close the polls at 8:00 p.m.
 - a. All electors who are waiting in line at 8:00 p.m. **must be allowed to vote** notwithstanding the pronouncement that the polls are closed. (34-1101(2), I.C.)
 - b. If there is a line of electors waiting for the Poll Book Clerk, it is recommended that one of the Election Clerks stand at the end of the line or at the door to the polling place to notify new electors that the polls are closed.

AFTER THE POLLS CLOSE

1. Assist in the tabulation of the Election Record and Poll Book. Refer to the Procedural Manual and the Poll Book Clerk Quick Reference for step-by-step instructions.
2. Assist in Preparing the Ballots for transport to the County Clerk's Elections Office. Refer to the Procedural Manual and the Poll Book Clerk Quick Reference for step-by-step instructions.
3. The Chief Judge and all clerks must sign the Election Record and Poll Book, in the bottom right hand corner of the front cover, certifying the Election Day activities.

DISMANTLE THE VOTING BOOTHS/DEVICES

1. Voting Booths: Take down all voting booths for return to the County Clerk.
2. Ballot Marking Device: Follow the instructions given by the County Clerk and in the manufacturer's manual that was provided in your polling place supplies.

RETURN OF ELECTION SUPPLIES TO THE COUNTY CLERK

1. Election Clerks must enclose, seal and return election records and supplies to the County Clerk's Election Office. If the Clerk's office is closed, the election records and supplies shall be delivered to the County Sheriff or one of his deputies. (34-1204, I.C.)

NOTE: All Voted Ballots must be delivered to the County Clerk Elections Office on Election Night or to the County Sheriff for delivery to the County Clerk, in accordance with 34-1204, Idaho Code. Completing and filling the Return Envelope for the Poll Book and Tally Book (EE-1).

2. Completing and filling the Return Envelope for the Poll Book and Tally Book (EE-1).
 - a. EE-1 – Envelope for returning the Poll Books (EE-1) or List of Registered Voters and Tally Books.

NOTE: There should be two of these envelopes.

 - 1) Complete the front of the Return Envelope (EE-1).
 - a) Enter the date on the Line following "Tuesday."
 - b) Enter the Precinct Name or Number.
 - c) Each Election Clerk signs the envelope.
 - 2) Fill the Return Envelope (EE-1).
 - a) Place the Poll Book signed by the voters and one set of Tally Books, if applicable, in one of the envelopes.
 - i) This envelope is placed in the Voted Ballot Box or Ballot Transfer Case with the Voted Ballots for return to the County Clerk's Elections Office.
 - b) Place the Poll Book or List of Registered Voters maintained by the Receiving Clerk and one set of Tally Books in the second envelope.
3. Completing and filling the Return Envelope for election materials (EE-2).
 - a. EE-2 – Envelope for returning election materials.
 - 1) Complete the front of the Return Envelope (EE-2).
 - a) Enter the date on the Line following "Tuesday."
 - b) Enter the Precinct Name or Number.
 - c) Each Election Clerk signs the envelope.
 - 2) Fill the Return Envelope (EE-2) by placing the following items in the envelope.
 - a) Absentee Ballot Affidavit Envelopes, if delivered to the Polls
 - b) Receipt for Absentee Ballots (EA-1), if applicable
 - c) Oaths of Challenged Persons (E-7)
 - d) Receipt for Election Supplies (E-8)

-
-
- e) Sequence Card
 - f) Idaho Election Laws Book
 - g) Official Election Stamp
 - h) Receipt for Early Pick-Up (EP-100P), if applicable
4. Load the Voted Ballot Box - Lock or seal inside:
 - a. Voted Ballots
 - b. Poll Book signed by the voters sealed in the EE-1 Poll Book Return Envelope
 - c. Election Day Registration and Personal Identification Affidavit Envelope (EDR-3)
 5. Load the designated container - Lock or seal inside:
 - a. Unused ballots
 - b. Voted Ballot Stub Envelope (EE-6)
 - c. Spoiled Ballot Envelope (EE-5)
 - d. Rejected Absentee Ballot Envelope (EA-14)
 - e. Poll Book or List of Registered Voters maintained by the Receiving Clerk sealed in the EE-1 Return Envelope.
 - f. Yellow copy of the Transport Carrier Log(s) (EP-20P)
 6. The polling place must be left in the same condition as it appeared when you arrived or as instructed by the building supervisor.
 7. Remaining supplies should be transported in the container they were delivered in.
 8. The Ballot Marking Device should be returned in a manner prescribed by the County Clerk.
 9. Transport the locked or sealed Ballot box or Ballot Transfer Box, the locked or sealed designated container and other supplies to the County Clerk in a manner specified by the County Clerk.

NOTE: All Voted Ballots must be delivered to the County Clerk Elections Office on Election Night or to the County Sheriff for delivery to the County Clerk, in accordance with 34-1204, Idaho Code.
